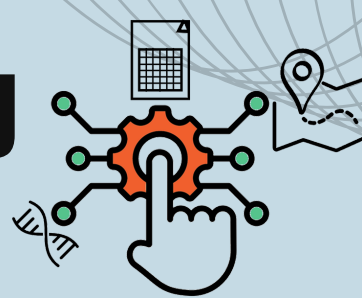


# Digital Scrapbooking Options



## Family Search's Record My Story

[Familysearch.org/discovery/recordme/questions/family](https://www.familysearch.org/discovery/recordme/questions/family)

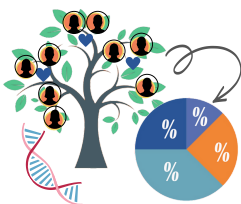
Choose questions from categories including family stories, goals and accomplishments, heart and soul, and more. Once you click on a question, record audio to tell your story. Then, you can save the audio clip as an mp3.



## Storyworth

[Welcome.storyworth.com](https://www.welcome.storyworth.com)


Storyworth sends weekly prompts to each subscriber via email to inspire users to write down memories. You can also edit or write your own prompts. At the end of the year, the online service creates a bound, hardcover book with those stories.



## MyHeritage

[Myheritage.com](https://www.myheritage.com)

Build your family tree, take a DNA test to learn your ethnic background and potentially reveal relatives, animate and/or color your family photos, and search billions of records related to genealogy.



## Canva Scrapbooks

[Canva.com/create/scrapbooks/](https://www.canva.com/create/scrapbooks/)

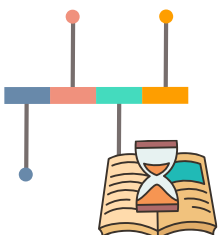
Upload family photos and use professionally made templates to create a digital scrapbook. Share your scrapbook with family via a link or download, invite them to create with you, and even have text translated to different languages. Print your scrapbook to keep a paper copy.



## Story Maps

[Storymaps.com](https://www.storymaps.com)

Create an interactive map to tell your story by location. Include photos, text, and audio clips.



## Knight Lab's Timeline

[Timeline.knightlab.com](https://www.timeline.knightlab.com)

Using the provided template, create a Google spreadsheet to fill in information and images regarding important events in your story. Publishing the provided link to a website or social media page results in an interactive timeline.