




Name: _____

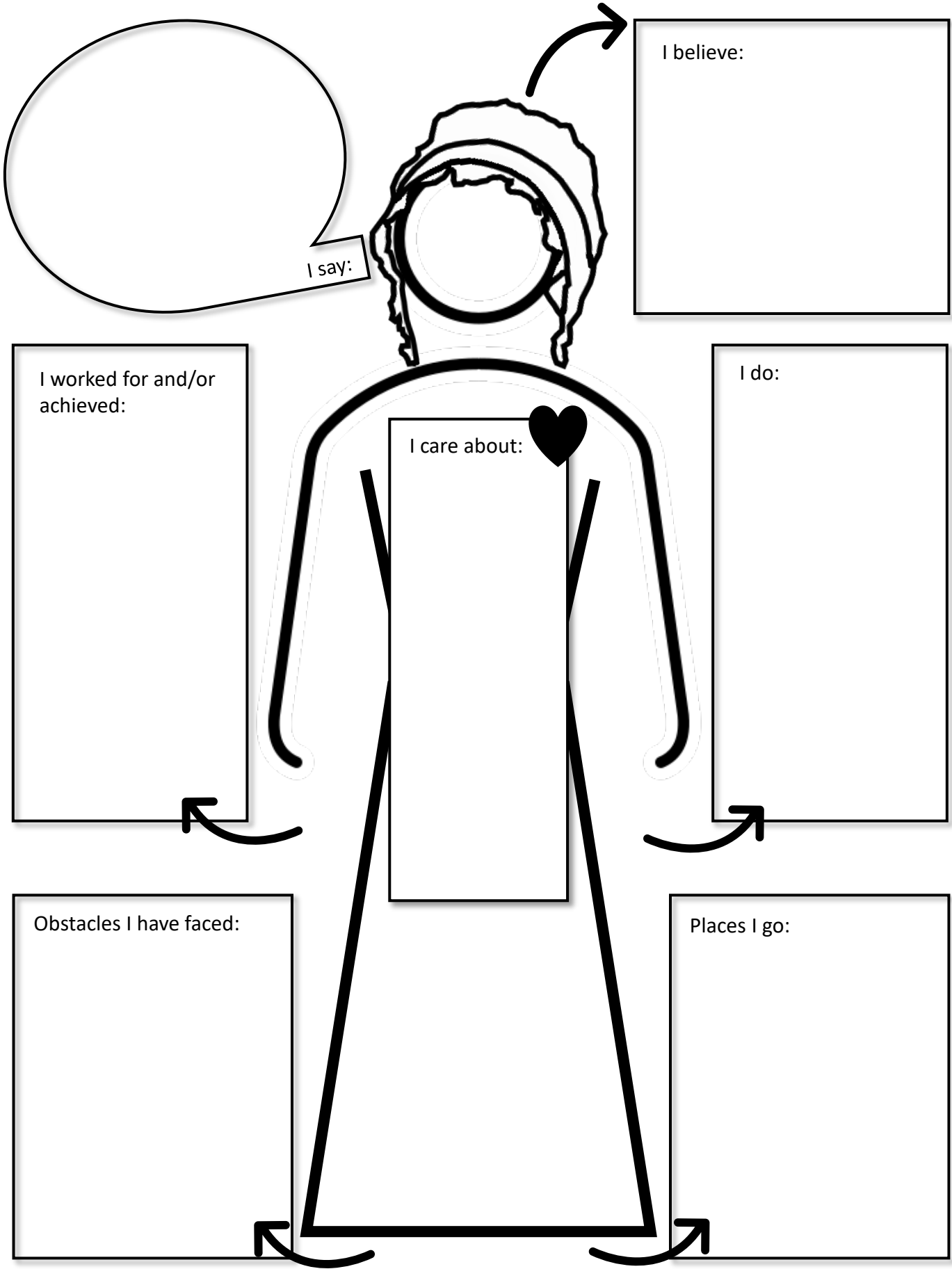
Date: _____ Class: _____

ACTIVITY: Quaker Body Biography

A biography is a history of someone's life. A *body* biography uses a mixture of pictures and words to tell that story. On the back of this page, create a body biography about a Quaker. Each section should have at least three facts. The sections are listed below. When you have finished writing, decorate the rest of your Revolutionary Quaker.



- Heart: Three things Quakers cared about
- Head: Three things that Quakers believed
- Hand: Three things that Quakers did
- Hand: Three things that Quakers have achieved
- Foot: Three obstacles that Quakers have faced
- Foot: Three places that Quakers went
- Speech bubble: Something that a Quaker said that you think shows who they were during the Revolution; use the documents written by Quakers to find this.



I say:

I believe:

I worked for and/or
achieved:

I do:

I care about:



Obstacles I have faced:

Places I go: